


# Custom Wire Harness Guide


## Step 1. Consultation And Communication

Terminal model, picture, specifications, model of the housing connector, picture, specifications,  
Is the wire sheathed, shielded, or other specified UL number?  
How many cores? Specific specifications Length, welding method, whether it needs injection molding, etc.



## Step 2. Drawing Confirmation

According to the communication content, we issue drawings and confirm to the customer.




## Step 3. Sign the Contract

We sign a contract with the customer to confirm the order.



## Step 4. Sample Confirmation

We make samples to confirm to the customer



## Step 5. Arranging Production

After the sample is confirmed, arrange for large-scale production.



## Step 6. Shipment

Small packages: Good discount to ship by DHL, FedEx or TNT.  
Middle packages: Ship by air to your nearest airport at a good price.  
Large & heavy packages: Ship by sea to your nearest port at a good price.



**Website: [www.wiringo.com](http://www.wiringo.com)**  
**E-mail: [sales@wiringo.com](mailto:sales@wiringo.com)**

**Professional service comes from professional technology.**